

**DETAILED STATEMENT OF CURRENT YEAR'S OBLIGATIONS, DISBURSEMENTS AND UNPAID OBLIGATIONS**  
As of 31 DECEMBER 2013

Department: DEPARTMENT OF TRANSPORTATION AND COMMUNICATIONS  
Agency/Operating Units : PHILIPPINE COAST GUARD  
Region/Province/City:  
Fund: 101

Program/Activity/Project (P/A/P) and Account Title	Account Code	Current Year Obligations					Disbursements					Balance (Unpaid Obligations) (7-12) (14+15)	Breakdown of Unpaid Obligations	
		1st Quarter ending March 31	2nd Quarter ending June 30	3rd Quarter ending Sept. 30	4th Quarter ending Dec. 31	Total	1st Quarter ending March 31	2nd Quarter ending June 30	3rd Quarter ending Sept. 30	4th Quarter ending Dec. 31	Total		Accounts Payable	Obligations Not Yet Due and Demandable
1	2	3	4	5	6	7	8	9	10	11	12	13	14	15
<b>1. CURRENT YEAR BUDGET/APPROPRIATIONS</b>														
<b>A. AGENCY SPECIFIC BUDGET</b>														
<b>P/A/P (please specify)</b>														
<b>Personnel Services</b>		<b>911,499,655.26</b>	<b>882,343,470.32</b>	<b>776,962,019.47</b>	<b>846,818,376.99</b>	<b>3,417,223,522.04</b>	<b>676,099,540.67</b>	<b>856,056,202.06</b>	<b>748,838,260.04</b>	<b>898,862,261.77</b>	<b>3,378,656,264.54</b>	<b>38,367,257.50</b>	<b>38,367,257.50</b>	
Salaries and Wages														
Salaries and Wages - Regular	701	11,993,586.02	11,085,220.50	11,014,692.57	11,741,998.76	45,835,507.85	11,269,766.60	11,103,033.89	11,006,592.90	11,988,165.53	45,387,559.12	487,948.73	487,948.73	
Salaries and Wages - Military/Uniformed	702	339,674,696.40	354,584,735.98	347,665,877.54	300,463,909.79	1,342,389,219.71	319,115,586.73	339,127,433.24	332,209,150.43	335,600,624.36	1,326,052,794.76	15,336,424.95	15,336,424.95	
Salaries and Wages - Contractual	706	110,000.00				110,000.00	110,000.00				110,000.00			
Other Compensation														
Personnel Economic Relief Allowance (PERA)	711	36,224,688.94	36,337,923.68	37,311,675.31	39,266,246.93	149,140,534.84	34,123,140.55	34,233,138.71	35,226,475.30	42,980,787.52	146,543,542.08	2,596,992.76	2,596,992.76	
Additional Compensation (ADCOM)	712													
Representation Allowance (RA)	713	45,000.00	45,000.00	45,000.00	45,000.00	180,000.00	45,000.00	45,000.00	45,000.00	45,000.00	180,000.00			
Transportation Allowance (TA)	714	45,000.00	45,000.00	45,000.00	45,000.00	180,000.00	45,000.00	45,000.00	45,000.00	45,000.00	180,000.00			
Clothing/Uniform Allowance	715	6,150,795.35	3,466,921.86	3,539,787.57	6,282,423.95	19,439,908.73	4,335,840.51	4,860,985.30	3,330,705.63	6,593,720.16	19,121,051.60	318,857.13	318,857.13	
Subsistence, Laundry and Quarters Allowance	716	60,599,422.33	60,043,755.38	62,085,014.10	57,689,501.63	240,427,693.44	57,142,403.71	56,911,247.43	58,964,908.35	65,160,749.82	238,179,309.11	2,248,384.33	2,248,384.33	
Productivity Incentive Allowance	717	10,866,000.00	4,000.00			10,870,000.00	10,866,000.00	4,000.00			10,870,000.00			
Overseas Allowance	718	3,397,209.63	4,620,816.68	3,743,906.09	1,644,685.45	13,406,597.76	3,397,209.63	4,620,816.58	3,743,906.09	822,531.15	12,384,483.45	1,022,134.30	1,022,134.30	
Other bonuses and Allowances	719				350,000.00	350,000.00				350,000.00	350,000.00			
Honoraria	720													
Hazard Pay	721	4,452,750.42	4,655,056.26	4,580,032.21	4,266,946.17	17,954,785.06	4,200,084.61	4,342,953.23	4,374,608.05	4,823,261.54	17,740,907.43	213,877.63	213,877.63	
Longevity Pay	722	46,802,093.64	46,867,264.19	47,892,082.35	49,553,784.31	191,115,214.49	46,789,867.15	46,879,480.68	47,892,082.35	48,751,010.22	180,312,440.40	802,774.09	802,774.09	
Overtime and Night Pay	723				175,611.24	175,611.24				26,967.33	26,967.33			
Cash Gift	724													
Year end Bonus	725		76,234,880.50	1,456.00	73,012,458.71	149,248,793.21		72,588,280.50	1,456.00	76,679,056.71	149,248,793.21			
Personnel Benefit Contributions														
Life and Retirement Insurance Contributions	731													
Pag-Ibig Contributions	732	1,936,200.00	2,021,960.00	1,958,200.00	1,773,900.00	7,692,250.00	1,938,200.00	1,873,650.99	1,898,590.00	1,983,900.00	7,692,250.00			
Philhealth Contributions	733	4,022,175.00	4,204,012.50	4,420,125.00	3,950,712.50	16,597,025.00	4,022,175.00	4,034,225.00	4,111,112.50	4,429,512.50	16,597,025.00			
ECC Contributions	734	79,900.00	78,800.00	77,700.00	76,700.00	313,100.00	53,400.00	105,300.00	77,700.00	51,200.00	287,600.00	25,500.00	25,500.00	
Other Personnel Benefits														
Pension Benefits - Civilian	738													
Pension Benefits - Military/Uniformed	739	129,734,872.87	131,672,887.29	134,459,557.14	137,791,014.23	533,658,431.53	129,734,872.87	131,672,887.29	134,459,557.14	137,624,426.50	533,491,843.80	168,587.73	168,587.73	
Retirement Benefits - Civilian	740													
Retirement Benefits - Military/Uniformed	741	103,687,075.41	52,430,298.85	36,212,714.64	57,952,837.25	250,282,926.15	103,519,149.10	52,596,446.68	36,212,717.64	57,952,837.25	250,281,150.87	1,775.48	1,775.48	
Terminal Leave Benefits	742	105,571,849.23	52,227,023.34	39,378,580.54	63,261,380.36	260,438,633.47	104,767,948.58	50,326,272.39	36,968,822.59	62,985,548.95	255,046,590.51	5,390,042.98	5,390,042.98	
Health Workers Benefits	743	2,315,606.07	2,417,639.12	2,439,579.51	2,194,747.88	9,967,572.56	2,300,213.08	2,381,111.68	2,452,859.68	2,572,750.81	9,706,943.23	260,629.35	260,629.35	
Other Personnel Benefits	749													
Flying Pay	749	2,780,524.00	2,757,181.82	2,592,185.50	2,598,767.68	10,728,659.00	2,780,524.00	2,757,181.82	2,592,185.50	2,585,461.68	10,715,343.00	13,316.00	13,316.00	
Hardship Pay	749	49,309.00	48,616.67	47,700.00	46,818.39	192,435.06	32,700.00	48,616.67	31,800.00	47,576.80	160,693.47	31,741.59	31,741.59	
Hazardous Duty Pay	749	13,255,510.37	13,330,440.49	13,054,137.50	9,550,819.03	49,190,907.39	12,794,030.37	12,874,378.99	12,678,177.50	8,272,518.36	47,619,105.22	1,571,802.17	1,571,802.17	
High Risk Duty Pay	749	(1,800.00)	102,600.00	423,000.00	423,000.00	523,800.00				423,000.00	423,000.00	100,800.00	100,800.00	
Reenlistment Pay	749	9,349,336.40	3,063,200.20	2,911,259.00	10,466,728.60	25,790,524.20	6,218,450.30	5,540,369.65	2,627,232.85	8,801,423.56	23,187,476.35	2,603,047.85	2,603,047.85	
Instructor Duty Pat	749	2,241,050.75	3,621,858.85	4,143,063.30	1,325,575.85	11,231,548.25	1,882,130.75	3,157,383.00	3,807,895.35	1,659,069.22	10,508,478.32	725,089.93	725,089.93	



## DETAILED STATEMENT OF CURRENT YEAR'S OBLIGATIONS, DISBURSEMENTS AND UNPAID OBLIGATIONS

As of 31 DECEMBER 2013

Department: DEPARTMENT OF TRANSPORTATION AND COMMUNICATIONS

Agency/Operating Units : PHILIPPINE COAST GUARD

Region/Province/City:

Fund: 101

Program/Activity/Project (P/A/P) and Account Title	Account Code	Current Year Obligations					Disbursements					Balance (Unpaid Obligations) 13 (7-12) (14+15)	Breakdown of Unpaid Obligations	
		1st Quarter ending March 31	2nd Quarter ending June 30	3rd Quarter ending Sept. 30	4th Quarter ending Dec. 31	Total	1st Quarter ending March 31	2nd Quarter ending June 30	3rd Quarter ending Sept. 30	4th Quarter ending Dec. 31	Total		Accounts Payable	Obligations Not Yet Due and Demandable
1	2	3	4	5	6	7	8	9	10	11	12	13	14	15
Legal Services	791	52,024.00	218,405.00	109,115.00	90,530.00	470,074.00	52,024.00	218,405.00	109,115.00	90,530.00	470,074.00	-	-	-
Auditing Services	792	-	-	-	-	-	-	-	-	-	-	-	-	-
Consultancy Services	793	-	-	-	-	-	-	-	-	-	-	-	-	-
Environment/Sanitary Services	794	-	-	-	-	-	-	-	-	-	-	-	-	-
General Services	796	1,252,883.12	1,155,161.87	1,549,136.84	1,739,958.84	5,697,140.47	1,252,883.12	1,155,161.87	1,429,683.40	1,722,997.84	5,560,726.23	136,414.24	136,414.24	-
Janitorial Services	796	7,000.00	-	-	-	7,000.00	-	7,000.00	-	-	7,000.00	-	-	-
Other Professional Services	799	32,000.00	35,000.00	-	2,209,035.00	2,276,035.00	-	67,000.00	-	2,073,845.00	2,140,845.00	135,390.00	135,390.00	-
Repairs & Maintenance (Specify object)														
Repairs & Maintenance (RM) - Land Improvements														
RM - Land Improvements	802	-	-	-	-	-	-	-	-	-	-	-	-	-
RM - Buildings														
RM - Office Buildings	811	14,166,465.39	21,795,489.05	16,141,256.18	21,523,945.41	73,626,145.03	9,520,955.51	21,598,432.08	17,820,504.55	18,006,817.88	66,946,710.02	6,679,435.01	6,679,435.01	-
RM - Office Equipment, Furnitures and Fixtures														
RM - Office Equipment, Furnitures and Fixtures	821	954,170.00	194,080.00	455,675.29	1,918,137.00	3,520,042.29	693,620.00	452,610.00	396,254.00	1,870,927.29	3,513,411.29	6,631.00	6,631.00	-
RM - Furniture and Fixtures	822	194,000.00	-	1,500.00	-	195,500.00	-	194,000.00	-	1,500.00	195,500.00	-	-	-
RM - IT Equipment and Software	823	906,864.00	219,445.00	540,495.00	557,981.50	2,224,785.50	808,534.00	317,775.00	479,265.00	299,820.00	1,905,384.00	319,401.50	319,401.50	-
RM - Machinery and Equipment														
RM - Machinery and Equipment	826	-	-	-	-	-	-	-	-	-	-	-	-	-
RM - Communication Equipment	829	813,500.75	964,980.05	1,020,199.82	2,160,779.25	4,959,459.87	615,205.75	1,144,775.05	681,663.82	766,425.75	3,208,070.37	1,751,389.50	1,751,389.50	-
RM - Medical, Dental and Laboratory Equipment	833	-	100,000.00	63,000.00	-	163,000.00	-	100,000.00	-	63,000.00	163,000.00	-	-	-
RM - Military and Police Equipment	834	-	-	-	-	-	-	-	-	-	-	-	-	-
RM - Other Machinery and Equipment	840	323,466.00	508,786.00	-	46,466.00	878,717.00	323,466.00	508,786.00	-	46,466.00	878,717.00	-	-	-
RM - Transportation Equipment														
RM - Motor Vehicles	841	2,505,687.40	1,665,276.15	2,314,048.06	4,342,421.88	10,827,434.39	1,949,552.51	2,221,411.04	2,176,576.49	4,099,998.69	10,447,538.73	379,896.66	379,896.66	-
RM - Trains	842	-	-	-	-	-	-	-	-	-	-	-	-	-
RM - Aircrafts and Airground Equipment	843	94,100.00	16,201,023.71	5,749,426.18	17,850,041.45	39,894,593.34	-	15,421,931.69	3,234,780.32	6,541,898.68	25,198,610.89	14,695,982.45	14,695,982.45	-
RM - Watercrafts	844	16,020,154.12	63,188,171.90	77,737,841.71	81,433,081.15	218,379,228.88	10,888,816.28	26,039,066.85	60,769,830.16	52,773,924.34	150,261,577.63	68,117,651.25	68,117,651.25	-
RM - Other Transportation Equipment	848	-	-	-	-	-	-	-	-	-	-	-	-	-
RM - Other Property, Plant and Equipment	850	-	-	-	-	-	-	-	-	-	-	-	-	-
RM - Public Infrastructures														
RM - Roads, Highways and Bridges	851	-	113,501.00	80,107.40	-	193,608.40	-	34,036.50	159,571.90	-	193,608.40	-	-	-
RM - Parks, Plazas and Monuments	852	-	-	-	-	-	-	-	-	-	-	-	-	-
RM - Ports, Lighthouses and Harbors	853	587,565.00	733,675.00	935,516.00	1,086,763.00	3,345,549.00	587,565.00	549,520.00	552,740.00	1,655,724.00	3,345,549.00	-	-	-
Subsidies and Donations														
Donations	878	-	-	-	5,300,000.00	5,300,000.00	-	-	-	4,800,000.00	4,800,000.00	500,000.00	500,000.00	-
Confidential, Intelligence, Extraordinary and Miscellaneous Expenses														
Confidential Expenses	881	-	-	-	-	-	-	-	-	-	-	-	-	-
Intelligence Expenses	882	-	5,000,000.00	5,000,000.00	-	10,000,000.00	-	5,000,000.00	5,000,000.00	-	10,000,000.00	-	-	-
Extraordinary Expenses	883	-	-	-	-	-	-	-	-	-	-	-	-	-
Miscellaneous Expenses	884	447,850.00	201,000.00	200,000.00	319,897.00	1,168,747.00	447,850.00	201,000.00	200,000.00	319,897.00	1,168,747.00	-	-	-
Taxes, Insurance Premiums and Other Fees														
Taxes, Duties and Licenses	891	35,104.13	40,300.00	99,138.73	21,542.18	196,085.04	2,279.08	73,125.07	93,435.00	21,542.18	190,381.91	5,703.13	5,703.13	-
Fidelity Bond Premiums	892	143,906.25	44,763.80	98,025.00	16,500.00	303,194.85	132,000.00	51,701.10	94,850.00	19,875.00	298,226.10	4,968.75	4,968.75	-
Insurance Expenses	893	4,683.68	3,081,186.00	-	39,222,084.04	42,307,953.72	4,683.68	3,081,186.00	-	39,222,084.04	42,307,953.72	-	-	-
Other Maintenance and Operating Expenses	969	4,521,309.20	1,787,371.85	2,888,778.31	3,226,487.68	12,433,947.24	4,115,268.57	2,145,165.87	2,311,230.39	3,239,364.55	12,411,049.38	22,897.86	22,897.86	-

**DETAILED STATEMENT OF CURRENT YEAR'S OBLIGATIONS, DISBURSEMENTS AND UNPAID OBLIGATIONS**  
As of 31 DECEMBER 2013

Department: DEPARTMENT OF TRANSPORTATION AND COMMUNICATIONS  
Agency/Operating Units : PHILIPPINE COAST GUARD  
Region/Province/City:  
Fund: 101

Program/Activity/Project (P/A/P) and Account Title	Account Code	Current Year Obligations					Disbursements					Balance (Unpaid Obligations)	Breakdown of Unpaid Obligations	
		1st Quarter ending March 31	2nd Quarter ending June 30	3rd Quarter ending Sept. 30	4th Quarter ending Dec. 31	Total	1st Quarter ending March 31	2nd Quarter ending June 30	3rd Quarter ending Sept. 30	4th Quarter ending Dec. 31	Total		Accounts Payable	Obligations Not Yet Due and Demandable
1	2	3	4	5	6	7	8	9	10	11	12	13 (7-12) (14+15)	14	15
<b>Financial Expenses</b>														
Bank Charges	971													
Commitments Fees	972													
Debt Service Subsidy to GOCCs	973													
Documentary Stamp Expenses	974													
Interest Expenses	975													
Other Financial Charges	979													
<b>Capital Outlays</b>		575,000.00	33,260,928.01	148,895.00	318,986,397.39	352,971,220.40		1,723,812.15	1,683,930.47	65,270,982.86	68,678,725.48	284,292,494.92	284,292,494.92	
Buildings														
Office Buildings	211				184,920,470.06	184,920,470.06				26,753,413.56	26,753,413.56	188,167,056.50	188,167,056.50	
Other Structures	215		7,132,081.05			7,132,081.05		1,089,812.15	1,087,033.47	2,335,737.73	4,492,583.35	2,639,497.70	2,639,497.70	
Office Equipment, Furniture and Fixtures														
Office Equipment	221													
Furniture and Fixtures	222													
IT Equipment and Software, etc.	223		25,601,844.96		9,992,236.08	35,594,081.04				20,878,273.96	20,878,273.96	14,715,807.08	14,715,807.08	
Machinery and Equipment														
Machinery	226													
Communication Equipment	229	497,000.00	448,002.00		45,983,880.00	46,928,882.00		497,000.00	448,002.00		945,002.00	45,983,880.00	45,983,880.00	
Medical, Dental and Laboratory Equipment	233													
Military and Police Equipment	234													
Other Machinery and Equipment, etc.	240	78,000.00	79,000.00	148,895.00	7,850,640.00	8,156,535.00		157,000.00	148,895.00	7,850,640.00	8,156,535.00			
Transportation Equipment														
Motor Vehicles	241													
Trains	242													
Aircrafts and Aircrafts Ground Equipment	243													
Watercrafts	244													
Other Transportation Equipment, etc.	248													
Other Property, Plant and Equipment	250													
Public Infrastructures														
Roads, Highways and Bridges	251													
Ports, Lighthouses and Harbors	253				70,239,171.25	70,239,171.25				7,452,917.61	7,452,917.61	62,786,253.64	62,786,253.64	
<b>B. SPECIAL PURPOSE FUNDS</b>				47,185,000.00	31,300,000.00	78,485,000.00			44,285,000.00	34,200,000.00	78,485,000.00			
Miscellaneous Personnel Benefits Fund														
FY 2012 Performance Based Bonus (PBB)	719			47,185,000.00		47,185,000.00			44,285,000.00	2,900,000.00	47,185,000.00			
FY 2013 Productivity Enhancement Incentive (PEI)	719				31,300,000.00	31,300,000.00				31,300,000.00	31,300,000.00			
Others (Pls. specify)														
<b>C. AUTOMATIC APPROPRIATIONS</b>		1,324,745.32	1,309,675.68	1,297,646.52	1,283,237.64	5,215,305.16	882,899.65	1,309,675.68	1,297,646.52	1,283,237.64	4,773,459.49	441,845.67	441,845.67	
Retirement and Life Insurance Premium	731	1,324,745.32	1,309,675.68	1,297,646.52	1,283,237.64	5,215,305.16	882,899.65	1,309,675.68	1,297,646.52	1,283,237.64	4,773,459.49	441,845.67	441,845.67	
Specify object of expenditures														
Customs Duties and Taxes														
Specify object of expenditures														
Others (Pls. specify)														
<b>TOTAL CURRENT YEAR BUDGET/APPROPRIATION</b>		<b>1,265,615,770.79</b>	<b>1,305,172,012.35</b>	<b>1,276,096,998.51</b>	<b>1,584,147,237.23</b>	<b>5,430,032,018.88</b>	<b>1,139,094,590.38</b>	<b>1,250,181,579.80</b>	<b>1,158,102,950.02</b>	<b>1,409,873,022.47</b>	<b>4,957,252,142.75</b>	<b>472,779,876.13</b>	<b>472,779,876.13</b>	

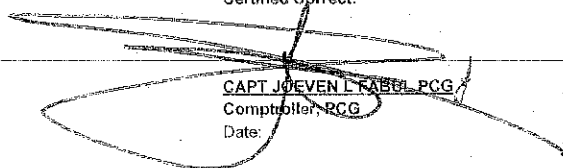


**DETAILED STATEMENT OF CURRENT YEAR'S OBLIGATIONS, DISBURSEMENTS AND UNPAID OBLIGATIONS**  
As of 31 DECEMBER 2013


Department: DEPARTMENT OF TRANSPORTATION AND COMMUNICATIONS  
Agency/Operating Units : PHILIPPINE COAST GUARD  
Region/Province/City:  
Fund: 101

Program/Activity/Project (P/A/P) and Account Title	Account Code	Current Year Obligations					Disbursements					Balance (Unpaid Obligations) (7-12) (14+15)	Breakdown of Unpaid Obligations	
		1st Quarter ending March 31	2nd Quarter ending June 30	3rd Quarter ending Sept. 30	4th Quarter ending Dec. 31	Total	1st Quarter ending March 31	2nd Quarter ending June 30	3rd Quarter ending Sept. 30	4th Quarter ending Dec. 31	Total		Accounts Payable	Obligations Not Yet Due and Demandable
1	2	3	4	5	6	7	8	9	10	11	12	13	14	15
Other Release (West Philippine Sea)					96,586,462.00	96,586,462.00						96,586,462.00	96,586,462.00	
RM - Transportation Equipment														
RM - Aircrafts and Airground Equipment	843				11,995,000.00	11,995,000.00						11,995,000.00	11,995,000.00	
RM - Watercrafts	844				84,591,462.00	84,591,462.00						84,591,462.00	84,591,462.00	
Capital Outlays		39,216,417.97	22,586,180.00	20,594.00	129,566,028.33	191,388,220.30	2,503,620.80	873,789.76	3,703,661.32	32,777,435.63	39,858,807.51	151,529,712.79	151,529,712.79	
Office Buildings	211													
School Buildings	212													
Hospitals and Health Centers	213													
Office Equipment	221	1,521,870.65	463,380.00	20,594.00	1,411,700.85	3,437,545.50	1,505,720.80	16,149.78	503,974.00	954,918.05	2,980,762.61	456,782.89	456,782.89	
Furniture and Fixtures	222													
IT Equipment and Software	223	3,706,427.32				3,706,427.32	16,900.00	480,840.00	3,199,687.32		3,706,427.32			
Military & Police Equipment	234	32,826,120.00				32,826,120.00						32,826,120.00	32,826,120.00	
Other Machineries & Equipments	240	430,000.00	186,800.00		4,853,327.48	5,470,127.48	250,000.00	366,600.00		84,100.00	700,900.00	4,769,227.48	4,769,227.48	
Transport Equipment	241				123,300,000.00	123,300,000.00				8,822,417.58	9,822,417.58	113,477,582.42	113,477,582.42	
Aircrafts/Aircrafts Ground Equipment	243	287,000.00				287,000.00	287,000.00				287,000.00			
Watercrafts	244	445,000.00	21,916,000.00			22,361,000.00	445,000.00			21,916,000.00	22,361,000.00			
Other Release (Project Transferred by DOTC-OSEC)					19,537,653.96	19,537,653.96						19,537,653.96	19,537,653.96	
Construction in Progress-Ports, Lighthouses & Harbors	268				19,537,653.96	19,537,653.96						19,537,653.96	19,537,653.96	
Others (pls. specify)														
Total PRIOR YEAR'S BUDGET/CONTINUING APPROPRIATION		42,814,800.42	24,855,093.18	20,594.00	245,689,144.29	313,079,631.89	5,146,362.25	2,718,971.94	3,703,661.32	32,777,435.63	44,346,431.14	268,733,200.75	268,733,200.75	
<b>GRAND TOTAL</b>		<b>1,308,130,671.21</b>	<b>1,330,027,105.53</b>	<b>1,275,117,592.51</b>	<b>1,829,836,381.52</b>	<b>5,743,111,650.77</b>	<b>1,144,240,952.63</b>	<b>1,252,900,551.82</b>	<b>1,161,806,611.34</b>	<b>1,442,650,456.10</b>	<b>5,001,598,973.89</b>	<b>741,513,076.88</b>	<b>741,513,076.88</b>	


Certified Correct:

  
CAPT JOEVEN L. CABAL PCG  
Comptroller, PCG  
Date:

Approved By:

  
VADM. RODOLFO B. ISORENA PCG  
Commandant, PCG  
Date:

Certified Correct:

  
ROGELIO F. BAGUIO  
PCG Chief Accountant  
Date: