



Monitoring											
Number of vessels, sites and facilities monitored and/or inspected with reports issued		8	9	17	32	8	8	8	8	15	
% submitted reports that resulted in the issuance of violation reports and penalties imposed		0.02%	0.03%	0.51%	0.10%	0.02%	0.02%	0.02%	0.02%	-41%	
% of sites that have been inspected more than twice in the last two years		no data	no data	no data	no data	no data	no data	no data	no data	no data	
Enforcement											
Number of violations or complaints acted upon and reports issued		no data	no data	no data	no data	3	3	3	3	no data	
% of vessels, persons and facilities with three or more recorded violations in three years		no data	no data	no data	no data	no data	no data	no data	no data	no data	
% of detected violations that are resolved or referred for prosecution within seven working days		no data	no data	no data	no data	no data	no data	no data	no data	no data	


Prepared by:


 CAPT ARTEMIO M. ABU PCG
 Acting Deputy Chief of Staff for Operations, CG-3

In coordination with:


 CAPT JOEVENAL FABRE PCG
 Deputy Chief of Staff for Comptrollership (CG-6)

Approved by:


 VADM RODOLFO D. SORENA PCG
 Commandant PCG